



# Leadership Development Program



# Leadership Development Program

🕒 1 day 📍 Face-to-face, Live online, Workplace 💰 \$ 900

This one-day course is designed to develop your skills and potential to lead people. Focusing on tools and case studies you can apply immediately at work, you will examine what it takes to be a credible and effective leader.

This course is introductory and perfect for professionals who are starting out on their leadership journey and seeking to gain a stronger sense of themselves as leaders as they develop their careers.

The course will give you an overview of what leadership is, take a deep-dive into the decision-making process, teach how to motivate yourself and others, and give feedback. We also undertake some experiential learning to give you hands-on experience as you learn how to lead and manage other people.

Attendees take away new approaches to effective communication and will know how to motivate and engage team members to deliver results. The program will also develop your understanding of how to apply different strategies to develop your staff and to deal with operational and staff management issues.



Discover more at [swi.nu/leader](https://swi.nu/leader)

## Course highlights

- Model the qualities and behaviour of an effective leader.
- Adapt your leadership style for any situation.
- Motivate and inspire your team.
- Support, engage, and empower team members.
- Communicate your organisation's vision and goals effectively.
- Enhance your individual communication skills.

## Who should attend?

Supervisors, team leaders, and managers or individuals who are stepping up to a new leadership challenge.

## Learning objectives

By completing this course, participants will be able to:

- Enjoy a strong sense of your style and skills as a leader.

- Have the confidence to step into your own power as a leader.
- Be able to influence others through motivation, celebration, and feedback.
- Be more comfortable having awkward conversations.
- Be able to deliver feedback that breaks through roadblocks.
- Receive a participant course training manual to take with you.

## What you can expect

- A workbook to take home or to work that you can reference back to.
- Learn alongside professional peers, and network.
- Pathways to continue your studies with Swinburne Edge.
- The immediate knowledge and confidence to implement your new skills.

## Pre-course work

There are no pre-requirements for this course.

## Dates

**View dates and register** for this course.

•	•	•	•	•	•
•	•	•	•	•	•
•	•	•	•	•	•
•	•	•	•	•	•

# Leadership Development Program

---

## The Swinburne Edge difference

Swinburne Edge is a division of Swinburne University that exclusively services professionals. We offer professional development to people with existing skills and experience, who are ready to up-skill or formalise their skills for their next career stage. Immerse yourself in a Swinburne Edge short course or qualification to enhance your current knowledge with fast-tracked, practical learning that gets you to your goal faster.

For further information, contact our Continuing Professional Education Advisors on 1800 633 560 or [edge@swinburne.edu.au](mailto:edge@swinburne.edu.au).




"This course delivered a great framework to help me create a new picture of leadership, and complemented other training I have completed."

**James**  
Participant,  
Leadership Development Program





## Contact us

-  1800 633 560
-  [edge@swinburne.edu.au](mailto:edge@swinburne.edu.au)
-  [swinburne.edu.au/swinburne-edge](https://swinburne.edu.au/swinburne-edge)

